

# The 80's Rock Score.

Six of the greatest songs of the Eighties  
scored for small groups.

voice

Mon-ey for noth-in',

guitar I

guitar I  
solature

keyboard I


Bass

Bass  
solature

drums



The image is a collage featuring two prominent photographs of 1980s rock musicians. On the left, a woman with voluminous blonde hair, wearing a white mesh dress, is captured in a dynamic pose, singing into a microphone. On the right, a man with long hair, wearing a blue tank top and blue pants, is shown playing a white electric guitar. The background is a musical score with various staves, including vocal lines with lyrics like 'Mon-ey for noth-in'', guitar parts, keyboard parts, bass parts, and drum parts. The overall aesthetic is vibrant and energetic, reflecting the rock music of the 1980s.



Exclusive Distributors:

**Music Sales Limited**

8/9 Frith Street, London W1V 5TZ, England.

**Music Sales Pty Limited**

120 Rothschild Avenue, Rosebery, NSW 2018, Australia.

This book © Copyright 1990 by  
Wise Publications  
Order No. AM81720  
UK ISBN 0.7119.2410.4

Layout by Tim Field  
Compiled by Peter Evans

Music arranged and processed by Barnes Music Engraving  
Photographs courtesy of:  
London Features International

Music Sales complete catalogue lists thousands of  
titles and is free from your local music shop,  
or direct from Music Sales Limited.

Please send a cheque or postal order for £1.50 for postage to  
Music Sales Limited, 8/9 Frith Street, London W1V 5TZ.

Unauthorised reproduction of any part of  
this publication by any means including photocopying  
is an infringement of copyright.

Printed in the United Kingdom by  
Halstan & Co Limited, Amersham, Buckinghamshire.





**ADDICTED TO LOVE – ROBERT PALMER 18**  
**DON'T YOU (FORGET ABOUT ME) – SIMPLE MINDS 46**  
**IT'S ONLY LOVE – BRYAN ADAMS 58**  
**MONEY FOR NOTHING – DIRE STRAITS 4**  
**PRIVATE DANCER – TINA TURNER 68**  
**REBEL YELL – BILLY IDOL 29**



# MONEY FOR NOTHING

Words & Music by Mark Knopfler & Sting

**Free time**

Voice

I want my \_\_\_\_\_ I want my

Guitar I

Guitar I  
Tablature

Guitar II

Guitar II  
Tablature

Sequenced  
Synthesizer

*Gm9*  
*2nd time only*

I

Keyboards

*ad lib.*

*ad lib.*

III

Bass

Bass  
Tablature

Drums



Vx. M. T. V. \_\_\_\_\_ 1. 2. I want my \_\_\_\_\_

Seq. Gm7/A<sup>b</sup>

Kbd. I *ad lib.*

Kbd. II

Kbd. III

Vx. I want my M. T. V. \_\_\_\_\_

Seq.

Kbd. I

Kbd. II

Kbd. III

Vx. I want my \_\_\_\_\_

Seq. E<sup>b</sup>maj7

Kbd. I

Kbd. II

Kbd. III

Vx. *1.* M. T. V. *2.* I want my

Seq. **Gm7/Ab**

Kbd. I *ad lib.*

Kbd. II

Kbd. III

Vx. I want my M. T. V.

Seq.

Kbd. I

Kbd. II

Kbd. III

Vx. I want my

Seq. **Ebmaj7**

Kbd. I

Kbd. II

Kbd. III



Gr. I

Gr. I Tab.

Bs.

Bs. Tab.

Dr.

C Gm7 Bb C Gm7

Vx.

Gr. I

Gr. I Tab.

Kbd. I

Bs.

Bs. Tab.

Dr.

F Gm7

Look at them yo-yos, that's  
I should-a learned to \_\_\_\_

Vx.

— the way to do it. You play the gui-tar on the M. T. V.  
 — play the gui-tar, I should-a learned to play them drums,

Chords: C Gm7 Bb C

Gtr. I

Gtr. I Tab.

Kbd. I

Bs.

Bs. Tab.

Dr.

Vx.

That ain't work-in', that's the way you do it, Mon-ey for noth-in', and your  
 look at that Ma - ma, she got it stick-in' in the cam-era, man, we could

Chord: Gm7

Gtr. I

Gtr. I Tab.

Kbd. I

Bs.

Bs. Tab.

Dr.



Vx.

chicks for free. have some fun. That ain't work-in', that's the way you do it, The lit-tle fag-got with the ear-ring and the make-up, And he's up there, what's that? Ha-wai-ian noi-ses, He's

F Gm7 C

Gtr. I

Gtr. I Tab.

Kbd. I

Bs.

Bs. Tab.

Dr.

Vx.

Lem-me tell ya them guys ain't dumb. You may-be get a blis-ter on your Yeah\_ Bud-dy, that's his own hair. That lit-tle fag-got got his own bang-in' on the bon-gos like a chim-pan-zee. That ain't work-in', that's

Gm7 Bb C Gm7

Gtr. I

Gtr. I Tab.

Kbd. I

Bs.

Bs. Tab.

Dr.

Vx.

lit - tle fin - ger,  
jet air - plane.  
the way you do it, get your mon - ey

May - be get a  
That little fag - got, he's  
for nothin', and your

Gtr. I

Gtr. I  
Tab.

Kbd. I

Bs.

Bs.  
Tab.

Dr.

Chorus

Vx.

blis - ter on your thumb.  
mil - li - on - aire.  
chicks for free.

We got - ta in - stall mic - ro - wave ov - ens,

F Gm7 Eb Bb

Gtr. I

Gtr. I  
Tab.

Kbd. I

Bs.

Bs.  
Tab.

Dr.



Vx. Cus-tom kit-chen de - liv - er - ies, We got - ta move these re-frig-er - a-tors,

Gr. I  $E_b$  F Gm7

Gr. I Tab.

Kbd. I

Bs.

Bs. Tab.

Dr.

Vx. We got - ta move these col - our T. Vs. 1.3.

Gr. I C D E

Gr. I Tab.

Kbd. I

Bs.

Bs. Tab.

Dr.

to Coda ⊕ 2.

Vx.

Gtr. I

Gtr. I  
Tab.

Kbd. I

Bs.

Bs.  
Tab.

Dr.

Gtr. I

Gtr. I  
Tab.

Kbd. I

Bs.

Bs.  
Tab.

Dr.



Vx.

Got-ta in - stall

Gr. I

F Gm7 Eb

Gr. I Tab.

Kbd. I

Bs.

Bs. Tab.

Dr.

Vx.

mic-ro-wave ov-ens, Cus-tom kit-chen de - liv - er - ies, We got-ta move these

Gr. I

Bb Eb F Gm7

Gr. I Tab.

Kbd. I

Bs.

Bs. Tab.

Dr.

Vx. re-frig-er - a-tors, We got-ta move these col - our T. Vs. \_\_\_\_\_

Gtr. I C D E

Gtr. I Tab.

Kbd. I

Bs.

Bs. Tab.

Dr.

*D. 8 al Coda* ⊕ CODA

Vx. Ow\_

Gtr. I C Gm7

Gtr. I Tab.

Kbd. I

Bs.

Bs. Tab.

Dr.



**B $\flat$**  **C** **Gm7**

Gtr. I

Gtr. I Tab.

Gtr. II

Gtr. II Tab.

Kbd. I

Bs.

Bs. Tab.

Dr.

Vx.

(spoken) Listen here now, That ain't working, that's the way you do it,

**F** **Gm7** **C**

Gtr. I

Gtr. I Tab.

Gtr. II

Gtr. II Tab.

Kbd. I

Bs.

Bs. Tab.

Dr.

Vx. You play the guitar on the M. T. V. That ain't working, TH

Gtr. I **Gm7** **Bb** **C** **Gm7**

Gtr. I Tab.

Gtr. II

Gtr. II Tab.

Kbd. I

Bs.

Bs. Tab.

Dr.

Vx. — the way you do it, Mon - ey for noth-in', and your Chicks for free.

Gtr. I **F** **Gm7**

Gtr. I Tab.

Gtr. II

Gtr. II Tab.

Kbd. I

Bs.

Bs. Tab.

Dr.



Vx. Mon-ey for noth-in', Chicks for free.

Gtr. I C Gm7 Bb C

Gtr. I Tab.

Kbd. I

Bs.

Bs. Tab.

Dr.

Vx. Mon-ey for noth-in', Chicks for free. *Repeat ad lib. to fade*

Gtr. I Gm7 F Gm7

Gtr. I Tab.

Kbd. I

Bs.


Bs. Tab.

Dr.


# ADDICTED TO LOVE

Words & Music by Robert Palmer

Voice



Guitar




Keyboards




Bass



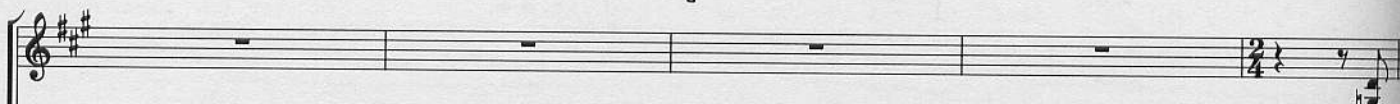
Bass  
Tablature



Drums



Gtr.



Gtr.  
Tab.



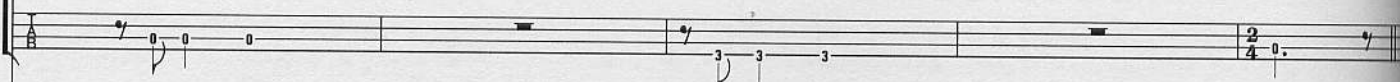
Kbd.



Bs.



Bs.  
Tab.



Dr.





A5

G5

Gr. Tab.

2nd time only

Bass Guitar

Dr.

D5

A5

Gr. Tab.

1.

Dr.

Vx. <sup>2.</sup>

The lights are on signs but you're not home, Your  
but you can't read, You're run-

A5

Gtr.

Gtr. Tab.

Bs.

Bs. Tab.

Dr.

Vx.

mind\_ is not your own. Your heart sweats, your bo-dy shakes, An-oth-  
at\_ a dif-ferent speed. Your heart beats, in dou-ble time, An-oth-

G5 D5

Gtr.

Gtr. Tab.

Bs.

Bs. Tab.

Dr.



Vx.

Gr.

Gr. Tab.

Kbd.

Bs.

Bs. Tab.

Dr.

Vx.

Gr.

Gr. Tab.

Kbd.

Bs.

Bs. Tab.

Dr.

Vx. An-oth-er kiss is all you need  
You don't mind if you do Oh you like to think that you're

Gtr. A5 F#m

Gtr. Tab.

Kbd.

Bs.

Bs. Tab.

Dr.

Vx. - mune to the stuff, Oh yeah. It's clo

Gtr. A F#m

Gtr. Tab.

Kbd.

Bs.

Bs. Tab.

Dr.



Vx. 1.

Gr. D

Gr. Tab.

Kbd.

Bs.

Bs. Tab.

Dr.



Vx. 2.

Gr. D/E D/E

Gr. Tab.

Kbd.

Bs.

Bs. Tab.

Dr.

♫ Chorus

Vx. — as well face it you're ad - dic - ted to love. — Might — as well face it you're ad

Gtr. **A5** **G5**

Gtr. Tab.

Kbd.

Bs.

Bs. Tab.

Dr.

Vx. - dic - ted to love. — Might — as well face it you're ad - dic - ted to love. — Might

Gtr. **D5**

Gtr. Tab.

Kbd.

Bs.

Bs. Tab.

Dr.



Vx. 

A5

Gr. 

Gr. Tab. 

Kbd. 

Bs. 

Bs. Tab. 

Dr. 

Solo

Solo Gr. 

Solo Gr. Tab. 

A5

Gr. 

Gr. Tab. 

Bs. 

Bs. Tab. 

Dr. 

Vx. 

Solo Gr. *pinch harmonics* *loco* *pinch harmonics* *loco* 

Solo Gr. Tab. 

Gr. **D5** **A5** 

Gr. Tab. 

Bs. 

Bs. Tab. 

Dr. 

The lights are

Vx. 

on \_\_\_\_\_ but you're not home \_\_\_\_\_ Your will \_\_\_\_\_ is not your

Gr. **A5** **G5** 

Gr. Tab. 

Kbd. 

Bs. 

Bs. Tab. 

Dr. 



Vx. own. Your heart sweats, your teeth grind — An - oth - er

Gr. D5

Gr. Tab.

Kbd.

Bs.

Bs. Tab.

Dr.

Vx. kiss and you'll be mine. Oh oh ooh — You like to think that you're im -

Gr. A5 F#m D

Gr. Tab.

Kbd.

Bs.

Bs. Tab.

Dr.

Vx. *- mune to the stuff, Oh yeah* *It's clo - ser to the truth to say you*

Gtr. *A* *F#m* *D*

Gtr. Tab.

Kbd.

Bs.

Bs. Tab.

Dr.

Vx. *can't get e - nough, you know you're gon - na have to face it you're ad - dic - ted to love.* *Repeat Chorus to fade* *Might*

Gtr. *D/E*

Gtr. Tab.

Kbd.

Bs.

Bs. Tab.

Dr.

# REBEL YELL

Words & Music by Billy Idol

Score for **REBEL YELL** (Words & Music by Billy Idol). The score is written for a 4/4 time signature and includes parts for Voice, Guitar I, Guitar I Tablature, Guitar II, Guitar II Tablature, Keyboards I, Keyboards II, Bass, Bass Tablature, and Drums.

The score is divided into four measures. The first measure is marked with a **Bm7** chord. The guitar parts (Guitar I and Guitar II) feature a repeating rhythmic pattern of eighth notes. The guitar tablature for Guitar I shows the fret numbers for the first four measures. The guitar tablature for Guitar II shows the fret numbers for the first four measures. The bass part is a simple eighth-note line. The drums part is a simple eighth-note line.

Instrument parts shown:

- Voice
- Guitar I
- Guitar I Tablature
- Guitar II
- Guitar II Tablature
- Keyboards I
- Keyboards II
- Bass
- Bass Tablature
- Drums



**Gmaj7** **F#m** **Em9**

Gr. I

Gr. I Tab.

Kbd. I

Marimba

Bs.

Bs. Tab.

Dr.

**Gmaj7** **F#m** **Em9** **D** **A**

Gr. I

Gr. I Tab.

Gr. II

Gr. II Tab.

Kbd. I

Bs.

Bs. Tab.

Dr.

**Bm**

*feedback*

Gr. I

Gr. I Tab.

Gr. II

Gr. II Tab.

Synth.

Kbd. I

Bs.

Bs. Tab.

Dr.

Vx.

Last night\_ a lit - tle dan - cer came dan - cing to my door, -  
 She don't like slav - ery, She won't sit and beg,

**Bm**

Gr. I

Gr. I Tab.

Gr. II

Gr. II Tab.

Kbd. I

Bs.

Bs. Tab.

Dr.

Vx.

D/A

Gtr. I

Gtr. I Tab.

Gtr. II

Gtr. II Tab.

Kbd. I

Bs.

Bs. Tab.

Dr.

Vx.

Gmaj7 Em9 D A Bm

Gtr. I

Gtr. I Tab.

Gtr. II

Gtr. II Tab.


Kbd. I

Bs.

Bs. Tab.


Dr.




Vx.  ba - by I got a li - cence for love,  
free and brought you to me babe?


Gtr. I 

Gtr. I Tab. 


Gtr. II 

Gtr. II Tab. 

Kbd. I 

Bs. 

Bs. Tab. 

Dr. 

Vx.  And if it ex - pires pray help from a - bove,' be - cause\_  
What set you free? I need you here by me, be - cause\_  
D/A Gmaj7 Em9 D A

Gtr. I 

Gtr. I Tab. 

Gtr. II 

Gtr. II Tab. 

Kbd. I 

Bs. 

Bs. Tab. 

Dr. 

Chorus

Vx. In the mid-night hour she cried more, more, more

Gtr. I **Bm** dampened dampened

Gtr. I Tab.

Gtr. II

Gtr. II Tab.

Kbd. I

Bs.

Bs. Tab.

Dr.

Vx. With a reb-el yell She cried more, more, more

Gtr. I **D/A** dampened dampened **Gmaj7** dampened

Gtr. I Tab.

Gtr. II

Gtr. II Tab.

Kbd. I

Bs.

Bs. Tab.

Dr.



Vx. In the mid-night hour — babe, More, more, more.

Em9 D A Bm dampened dampened

Gtr. I

Gtr. I Tab

Gtr. II

Gtr. II Tab

Kbd. I

Bs.

Bs. Tab

Dr.

Vx. With a reb-el yell — More, more, more, more, more, more,

D/A dampened Gmaj7 dampened Em9 D A

Gtr. I

Gtr. I Tab

Gtr. II

Gtr. II Tab

Kbd. I

Bs.

Bs. Tab

Dr.

1.3 to Coda ⊕ last time repeat Chorus ad lib.



Vx. *more.*  
Bm

Gtr. I

Gtr. I Tab.

Gtr. II

Gtr. II Tab.

Kbd. I *portamento* *vib.*

Bs.

Bs. Tab.

Dr.

Vx. 2. *I think he lives in*

Gtr. I *Gmaj7* *F#m* *Em9*

Gtr. I Tab.

Gtr. II

Gtr. II Tab.

Kbd. I

Bs.

Bs. Tab.

Dr.

Va. his own hea - ven, Col - lects it to go from the

Gmaj7 F#m Em9

Gr. I

Gr. I Tab

Kbd. I

Bs.

Bs. Tab

Dr.

Va. Sev-en E - lev - en. Well he's out all night to col -

Gmaj7 F#m Em9

Gr. I

Gr. I Tab

Kbd. I

Bs.

Bs. Tab

Dr.



Vx. *- lect a fare,...* *Just so long, just so long it don't m*

Gr. I **Gmaj7** **F#m** **Em9**

Gr. I Tab.

Kbd. I

Bs.

Bs. Tab.

Dr.

Vx. *up his hair...*

Gr. I **D** **A** **Bm7**

Gr. I Tab.

Gr. II *let ring*

Gr. II Tab.

Kbd. I

Bs.

Bs. Tab.

Dr.



**Bm**

Gr. I

Gr. I Tab

Solo

Gr. II

Gr. II Tab

Kbd I

Synth.

Bs.

Bs. Tab

Dr.

**D/A**

**Gmaj7**

vibrato and reverb ricochets

Gr. I

Gr. I Tab

Gr. II

Gr. II Tab

Kbd I

Bs.

Bs. Tab

Dr.

Em9      D      A      Bm

Gtr. I

Gtr. I Tab.

Gtr. II

Gtr. II Tab.

Kbd. I

Bs.

Bs. Tab.

Dr.

D/A

Gtr. I

Gtr. I Tab.

Gtr. II

Gtr. II Tab.

Kbd. I

Bs.

Bs. Tab.

Dr.

Gr. I Gmaj7 Em9 D A

Gr. I Tab. 5 7 5 8 7 6 5 7 6 7 6

Gr. II *vibrato and reverb ricochets*

Gr. II Tab. 7 9 11 11 9 7 9 12 14

Kbd I

Bs.

Bs. Tab. 0 0 0 0 0 0 4 4 3 3 3 3 3 3 3 3 0 0 0 0 0 0

Dr.

Gr. I

Gr. I Tab.

Gr. II

Gr. II Tab.

Kbd I

Dr.



Gtr. I

Gtr. I  
Tab.

Gtr. II

Gtr. II  
Tab.

Kbd. I

Dr.



Vx.

I walked the wall for you babe.  
I'd sell my soul for you babe.

**Bm**

Gtr. I

Gtr. I  
Tab.

Kbd. I

*Top part 2nd time*

Synth.  
*2nd time only*

Kbd. II

Bs.

Bs.  
Tab.

Dr.

Vx.

Gtr. I

Gtr. I Tab

Kbd. I

Kbd. II

Bs.

Bs. Tab

Dr.

Vx.

Gtr. I

Gtr. I Tab

Kbd. I

Kbd. II

Bs.

Bs. Tab

Dr.

Vx. pain none babe. jus - ta A mil - lion jus - ta

Gtr. I

Gtr. I Tab.

Kbd. I

Kbd. II

Bs.

Bs. Tab.

Dr.

Vx. times jus - ta to for have you here by me

Gtr. I

Gtr. I Tab.

Kbd. I

Kbd. II

Bs.

Bs. Tab.

Dr.

1.

Gmaj7 Em9 D A



*D. al Coda*

**CODA**

2.

be - cause\_

Em9 D A

Gr. I

Gr. I Tab.

Gr. II

Gr. II Tab.

Kbd I

Kbd II

Ba.

Ba. Tab.

Dr.

More, more, more, more, more.

Bm7

let ring

Em9 D A

Gr. I

Gr. I Tab.

Gr. II

Gr. II Tab.

Kbd I

Kbd II

Ba.

Ba. Tab.

Dr.

echo

Gr. I

Gr. I Tab.

Gr. II

Gr. II Tab.

Ba.

Ba. Tab.

Dr.

# DON'T YOU (FORGET ABOUT ME)

Words & Music by Keith Forsey & Steve Schiff

Score for "Don't You (Forget About Me)" in D major, 4/4 time.

**Voice:** Hey! hey! hey! hey! Oooh

**Guitar:** Chords: D, E5, D, Em, C5, D

**Guitar Tablature:** 7. 9 9 9 7. 8 8 5. 7 7

**Keyboards I & II:** Chordal accompaniment.

**Bass:** Bass line.

**Bass Tablature:** 5. 7 7 7 5. 7 7 3. 5 5

**Drums:** Rhythmic accompaniment.

Vx.

Gr.

Gr. Tab.

Kbd. I

Kbd. II

Bx.

Bx. Tab.

Dr.

Vx.

Won't you come see a - bout me — I'll be a - lone —  
 Don't you try and pre - tend — It's my be - gin - ning we'll

Gr.

Gr. Tab.

Kbd. II

Bx.

Bx. Tab.

Dr.



Vx.    
 danc-ing you know it ba-by. Tell me your trou-bles and doubts  
 win in the end, I won't harm you or touch your de-fen-ces

D E5 D

Gtr.    
 Gtr. Tab. 

Kbd. II 

Bs.    
 Bs. Tab. 

Dr. 

Vx.    
 giv-ing me ev-ery-thing in-side and out and Love's strange so  
 va-ni-ty in-se-cu-ri-ty Ooh, Don't you for

A5 D E5

Gtr.    
 Gtr. Tab. 

Kbd. II 

Bs.    
 Bs. Tab. 

Dr. 

real in the dark— Think of the ten-der things that we were work-ing— on.  
 - get a - bout me— I'll be a - lone— danc-ing you know it ba - by.

D A5 D

Slow change may pull us a - part,— When the light— gets in -  
 Go-ing to take you a - part,— I'll put us back to - ge -

E5 D A



Vx.   
- to your heart ba - by, Don't you for-get a-bout me.  
- ther at heart ba - by.

Gr. 

Gr. Tab. 

Kbd. I   
Synth. brass

Kbd. II 

Bs. 

Bs. Tab. 

Dr. 

2nd time D, 8

The musical score is arranged for a full band. It features a vocal melody with lyrics, guitar riffs, bass lines, keyboard accompaniment, and drum patterns. The key signature has three sharps (F#, C#, G#) and the time signature is 4/4. The score is divided into four measures. The first measure contains the lyrics "don't don't don't don't". The second measure contains "Don't\_ you". The third measure contains "for-get a-bout me.\_". The fourth measure is empty. Chord symbols D, E5, D, and A are placed below the first, second, third, and fourth measures respectively.

Vx.  
don't don't don't don't  
Don't\_ you  
for-get a-bout me.\_  
D E5 D A

Gtr.  
Gtr. Tab.  
Kbd. I  
Kbd. II  
Bs.  
Bs. Tab.  
Dr.



Vc. 

Will you stand a-bove me look my way

C G

Gtr. 

Gtr. Tab. 

Kbd. 

Choir 

Kbd. II 

Ba. 

Ba. Tab. 

Dr. 

Vc. 

ne-ver love me, Rain keeps fall-ing, Rain keeps fall-ing down down

D A

Gtr. 

Gtr. Tab. 

Kbd. 

Kbd. II 

Ba. 

Ba. Tab. 

Dr. 

Vx.

down.

Will you re - cog - nise me,

Gtr.

Gtr. Tab.

Kbd. I

Kbd. II

Bs.

Bs. Tab.

Dr.

Vx.   
G D

Gtr.

Gtr. Tab.

Kbd. I

Kbd. II

Bs.

Bs. Tab.

Dr.



Vx. Rain keeps fall - ing down down down down.

A

Gtr.

Gtr. Tab.

Kbd. I

Kbd. II

Bs.

Bs. Tab.

Dr.

Vx. As you walk on by will you call my name

*dampened* E D A

Gtr.

Gtr. Tab.

Kbd. I

Kbd. II

Bs.

Bs. Tab.

Dr.



Vx. As you walk on by will you call my name

Gr.

Gr. Tab.

Kbd. I

Kbd. II

Bs.

Bs. Tab.

Dr.

Vx. When you walk a - way

Gr.

Gr. Tab.

Kbd. I

Kbd. II

Bs.

Bs. Tab.

Dr.

Vx. *Oh, will you walk a - way.*

D E D A

Gtr.

Kbd. I

Kbd. II (Piano)

Bs.

Bs. Tab.

Dr.

Vx. *Oh, will you walk a - way.*

D E dampened D

Gtr.

Gtr. Tab.

Kbd. I

Kbd. II

Bs.

Bs. Tab.

Dr.



Vx. Come on call my name, Will you call my

A D E

Gtr.

Gtr. Tab.

Kbd. I

Kbd. II

Bs.

Bs. Tab.

Dr.

Vx. name. I sing

D A D

Gtr.

Gtr. Tab.

Kbd. I

Kbd. II

Bs.

Bs. Tab.

Dr.



La la la la la la la la la la la la la la la la la

E D A D

*Repeat ad lib. to fade*

la la la la la la la la la la la la la la la la la

E D A D

Words & Music by Bryan Adams & Jim Vallance

Voice

## Solo Guitar Tablature

## Rhythm Guitars Tablature

Bass

### Bass Tablature

Drums

58



When the feel-ing is\_ end-ed there ain't no use pre-tend-ing Don't you

**F** **D5** **Cadd 9** **Amadd 4** **Bb**



Vx. *wor-ry Oh it's on-ly love. When your world has been shat-tered ain't noth-in' else mat-ters It ain't*

Rhy. Gtrs. **F D5 Cadd9 Amadd4 Bb**

Rhy. Gtrs. Tab.

Bs.

Bs. Tab.

Dr.

Vx. *o-ver, Oh, it's on-ly love, And that's all, Yeah*

Solo Gtr.

Solo Gtr. Tab.

Rhy. Gtrs. **F D5 Cadd9 Amadd4 Bb**

Rhy. Gtrs. Tab.

Org.

Bs.

Bs. Tab.

Dr.

Yeah! When your heart has been bro-ken, Hard words have been spo-ken, It ain't ea -

F D5 Cadd9 Amadd4 Bb

This system contains the first four measures of the piece. The vocal line starts with a rest, followed by the lyrics 'Yeah! When your heart has been bro-ken, Hard words have been spo-ken, It ain't ea -'. The guitar part features a complex sequence of fret numbers: 10 12 10 12 12, 10 10 12, 10 10 12, 10 12, 10 12, 10 13, 10 10 13, 10 13 15, and 15. The guitar is accompanied by a bass line and a drum line. The guitar part includes a trill (tr) over the 10th fret in the second measure. The guitar part includes a trill (tr) over the 10th fret in the second measure. The guitar part includes a trill (tr) over the 10th fret in the second measure.

- sy, but it's on-ly love, And if your life ain't worth liv-in', and you're rea-dy to give in\_ Just re-mem -

F D5 Cadd9 Amadd4 Bb

This system contains the next four measures of the piece. The vocal line continues with the lyrics '- sy, but it's on-ly love, And if your life ain't worth liv-in', and you're rea-dy to give in\_ Just re-mem -'. The guitar part continues with the same fret sequence as the first system. The guitar is accompanied by a bass line and a drum line. The guitar part includes a trill (tr) over the 10th fret in the second measure. The guitar part includes a trill (tr) over the 10th fret in the second measure. The guitar part includes a trill (tr) over the 10th fret in the second measure.



Vx. *- ber that it's on-ly love (love)*

Solo Gtr.

Solo Gtr. Tab.

Rhy. Gtrs.

Rhy. Gtrs. Tab.

Org.

Bs.

Bs. Tab.

Dr.

**F D5 Cadd9 Amadd4 Bb**

Solo Gtr.

Solo Gtr. Tab.

Rhy. Gtrs.

Rhy. Gtrs. Tab.

Org.

Bs.

Bs. Tab.

Dr.

**F D5 Cadd9 Amadd4 Bb**





Vx. *o - ver and o - ver and o-ver a - gain*

Solo Gtr.

Solo Gtr. Tab.

Rhy. Gtrs.

Rhy. Gtrs. Tab.

Org.

Bs.

Bs. Tab.

Dr.

*Bb Gm7/C D5 C5add9 A5add4 Bb5 F5*

*Vocal ad lib.*

Vx.

Solo Gtr.

Solo Gtr. Tab.

Rhy. Gtrs.

Rhy. Gtrs. Tab.

Org.

Bs.

Bs. Tab.

Dr.

*D5 Cadd9 Amadd4 Bb F*



When your world is

D5 Cadd9 Amadd4 B $\flat$  F

shat-tered and noth-in' else mat-ters, It ain't o - ver, It's on-ly love \_\_\_\_ If your

D5 Cadd9 Amadd4 B $\flat$  F



Vx. life ain't worth liv-in', And you're read-y to give in, Just re-member that it's on-ly love. Yeah! That's all.

Solo Gtr.

Solo Gtr. Tab.

Rhy. Gtrs. D5 Cadd9 Amadd4 Bb F

Rhy. Gtrs. Tab.

Bs.

Bs. Tab.

Dr.

Solo Gtr.

Solo Gtr. Tab.

Rhy. Gtrs.

Rhy. Gtrs. Tab.

Org.

Bs.

Bs. Tab.

Dr.

D5 Cadd9 Amadd4 Bb F

*pinch harmonics*

pinch harmonics

D5 Cadd9 Amadd4 Bb F

It's on-ly love\_\_ and that's all.

It's on-ly love and that's all.



# PRIVATE DANCER

Words & Music by Mark Knopfler

Score for "Private Dancer" (4/4 time, key of D major).

**Voice:** (Empty staff)

**Solo Guitar:** (Empty staff)

**Solo Guitar Tablature:** (Empty staff)

**Guitar:** (Chords: Em7, Dmaj7, Cmaj7, Dmaj7, Em7, Dmaj7)

**Guitar Tablature:** (Fingerings: 7, 9, 7, 5, 5, 3, 5, 5, 7, 9, 7, 5, 5, 7, 9, 7, 5, 5)

**Saxophone:** (Empty staff)

**Keyboards I:** (Piano introduction)

**Keyboards II:** (Chords: Em7, Dmaj7, Cmaj7, Dmaj7, Em7, Dmaj7)

**Bass:** (Empty staff)

**Bass Tablature:** (Empty staff)

**Drums:** (Rhythm pattern: 1 2 3 4)



Solo Gr.

Solo Gr. Tab.

Gr.

Gr. I Tab.

Sax.

Kbd. I

Kbd. II

Bs.

Bs. Tab.

Dr.

Em7 Dmaj7 Em7 Dmaj7 Cmaj7 Dmaj7

Synth.

Chord progression for the first system:

- Gtr. Chords: Cmaj7, Dmaj7, Em7, Dmaj7, Cmaj7, Dmaj7
- Gtr. I Tab. Fingering: 3, 5, 7, 9, 10, 12, 13, 15, 17, 19, 20, 22, 24, 25, 27, 29, 30, 32, 34, 35, 37, 39, 40, 42, 44, 45, 47, 49, 50, 52, 54, 55, 57, 59, 60, 62, 64, 65, 67, 69, 70, 72, 73, 75, 77, 79, 80, 82, 84, 85, 87, 89, 90, 92, 94, 95, 97, 99, 100
- Sax. Fingering: 3, 5, 7, 9, 10, 12, 13, 15, 17, 19, 20, 22, 24, 25, 27, 29, 30, 32, 34, 35, 37, 39, 40, 42, 44, 45, 47, 49, 50, 52, 54, 55, 57, 59, 60, 62, 64, 65, 67, 69, 70, 72, 73, 75, 77, 79, 80, 82, 84, 85, 87, 89, 90, 92, 94, 95, 97, 99, 100
- Kbd. I Fingering: 3, 5, 7, 9, 10, 12, 13, 15, 17, 19, 20, 22, 24, 25, 27, 29, 30, 32, 34, 35, 37, 39, 40, 42, 44, 45, 47, 49, 50, 52, 54, 55, 57, 59, 60, 62, 64, 65, 67, 69, 70, 72, 73, 75, 77, 79, 80, 82, 84, 85, 87, 89, 90, 92, 94, 95, 97, 99, 100
- Kbd. II Fingering: 3, 5, 7, 9, 10, 12, 13, 15, 17, 19, 20, 22, 24, 25, 27, 29, 30, 32, 34, 35, 37, 39, 40, 42, 44, 45, 47, 49, 50, 52, 54, 55, 57, 59, 60, 62, 64, 65, 67, 69, 70, 72, 73, 75, 77, 79, 80, 82, 84, 85, 87, 89, 90, 92, 94, 95, 97, 99, 100
- Bs. Fingering: 3, 5, 7, 9, 10, 12, 13, 15, 17, 19, 20, 22, 24, 25, 27, 29, 30, 32, 34, 35, 37, 39, 40, 42, 44, 45, 47, 49, 50, 52, 54, 55, 57, 59, 60, 62, 64, 65, 67, 69, 70, 72, 73, 75, 77, 79, 80, 82, 84, 85, 87, 89, 90, 92, 94, 95, 97, 99, 100
- Bs. Tab. Fingering: 3, 5, 7, 9, 10, 12, 13, 15, 17, 19, 20, 22, 24, 25, 27, 29, 30, 32, 34, 35, 37, 39, 40, 42, 44, 45, 47, 49, 50, 52, 54, 55, 57, 59, 60, 62, 64, 65, 67, 69, 70, 72, 73, 75, 77, 79, 80, 82, 84, 85, 87, 89, 90, 92, 94, 95, 97, 99, 100
- Dr. Fingering: 3, 5, 7, 9, 10, 12, 13, 15, 17, 19, 20, 22, 24, 25, 27, 29, 30, 32, 34, 35, 37, 39, 40, 42, 44, 45, 47, 49, 50, 52, 54, 55, 57, 59, 60, 62, 64, 65, 67, 69, 70, 72, 73, 75, 77, 79, 80, 82, 84, 85, 87, 89, 90, 92, 94, 95, 97, 99, 100

Vx. 1. 3. Well the men come in these pla - ces, - and the men are all the same.  
2. I wanna make a mil-lion dol - lars, - I want to live out by the sea, -

Chord progression for the second system:

- Gtr. Chords: Em7, Bm7, Cmaj7, Em7, Bm7, Am7, Am7/D
- Gtr. I Tab. Fingering: 3, 5, 7, 9, 10, 12, 13, 15, 17, 19, 20, 22, 24, 25, 27, 29, 30, 32, 34, 35, 37, 39, 40, 42, 44, 45, 47, 49, 50, 52, 54, 55, 57, 59, 60, 62, 64, 65, 67, 69, 70, 72, 73, 75, 77, 79, 80, 82, 84, 85, 87, 89, 90, 92, 94, 95, 97, 99, 100
- Sax. Fingering: 3, 5, 7, 9, 10, 12, 13, 15, 17, 19, 20, 22, 24, 25, 27, 29, 30, 32, 34, 35, 37, 39, 40, 42, 44, 45, 47, 49, 50, 52, 54, 55, 57, 59, 60, 62, 64, 65, 67, 69, 70, 72, 73, 75, 77, 79, 80, 82, 84, 85, 87, 89, 90, 92, 94, 95, 97, 99, 100
- Kbd. I Fingering: 3, 5, 7, 9, 10, 12, 13, 15, 17, 19, 20, 22, 24, 25, 27, 29, 30, 32, 34, 35, 37, 39, 40, 42, 44, 45, 47, 49, 50, 52, 54, 55, 57, 59, 60, 62, 64, 65, 67, 69, 70, 72, 73, 75, 77, 79, 80, 82, 84, 85, 87, 89, 90, 92, 94, 95, 97, 99, 100
- Kbd. II Fingering: 3, 5, 7, 9, 10, 12, 13, 15, 17, 19, 20, 22, 24, 25, 27, 29, 30, 32, 34, 35, 37, 39, 40, 42, 44, 45, 47, 49, 50, 52, 54, 55, 57, 59, 60, 62, 64, 65, 67, 69, 70, 72, 73, 75, 77, 79, 80, 82, 84, 85, 87, 89, 90, 92, 94, 95, 97, 99, 100
- Bs. Fingering: 3, 5, 7, 9, 10, 12, 13, 15, 17, 19, 20, 22, 24, 25, 27, 29, 30, 32, 34, 35, 37, 39, 40, 42, 44, 45, 47, 49, 50, 52, 54, 55, 57, 59, 60, 62, 64, 65, 67, 69, 70, 72, 73, 75, 77, 79, 80, 82, 84, 85, 87, 89, 90, 92, 94, 95, 97, 99, 100
- Bs. Tab. Fingering: 3, 5, 7, 9, 10, 12, 13, 15, 17, 19, 20, 22, 24, 25, 27, 29, 30, 32, 34, 35, 37, 39, 40, 42, 44, 45, 47, 49, 50, 52, 54, 55, 57, 59, 60, 62, 64, 65, 67, 69, 70, 72, 73, 75, 77, 79, 80, 82, 84, 85, 87, 89, 90, 92, 94, 95, 97, 99, 100
- Dr. Fingering: 3, 5, 7, 9, 10, 12, 13, 15, 17, 19, 20, 22, 24, 25, 27, 29, 30, 32, 34, 35, 37, 39, 40, 42, 44, 45, 47, 49, 50, 52, 54, 55, 57, 59, 60, 62, 64, 65, 67, 69, 70, 72, 73, 75, 77, 79, 80, 82, 84, 85, 87, 89, 90, 92, 94, 95, 97, 99, 100

Organ 2nd time only



Vx. 

You don't look at their fa - ces, - and you don't ask their names.  
Have a husband and some child - ren, - Yeah, I guess I wanna fa - mi - ly. -

Gtr. 

Gtr. I  
Tab. 

Kbd. I 

Kbd. II 

Bs. 

Bs. Tab. 

Dr. 

Vx. 

You don't think of them as hu - man, You don't think of them at all.  
All the men come in these pla - ces, - and the men are all the same.

Gtr. 

Gtr. I  
Tab. 

Kbd. I 

Kbd. II 

Bs. 

Bs. Tab. 

Dr. 



Vx. 

You keep your mind on the mon - ey, — keep-ing your eyes on the wall. I'm your  
 You don't look at their fa - ces, — and you don't ask their names.

Gtr. 

Gtr. I 

Tab. 

Kbd. I 

Kbd. II 

Bs. 

Bs. Tab. 

Dr. 

Vx. 

pri-vate dan - cer, a dan-cer for mon-ey, I'll do what you want me to do, I'm your pri - vate dan-cer, a

Gtr. 

Gtr. I 

Tab. 

Kbd. I 

Kbd. II 

Bs. 

Bs. Tab. 

Dr. 

Vx. 1.3. 2.4.

dan-cer for mon - ey, and an - y old mu-sic will do, an - y old mu-sic will

Gr. **Fmaj9** **F#m7-5** **C#dim** **C7** **Em7** **F#m7-5** **B7**

Gr. I Tab.

Kbd. I

Kbd. II

Bs.

Bs. Tab.

Dr.

Vx.

do. I'm your pri - vate dan - cer, a dan-cer for mon-ey, I'll do what you want me to do, Just a

Gr. **Em7** **C/G** **G** **Em7** **Dsus4** **D**

Gr. I Tab.

Kbd. I

Kbd. II

Bs.

Bs. Tab.

Dr.



*Ad lib. to fade*  
*Repeat last time only*

Vx. *3* *3* *3* *3*

pri - vate dan - cer, a dan - cer for mon - ey, and an - y old mu - sic will do. (I'm your)

Gtr. **Fmaj9** **F#m7-5** **C#dim** **C7**

Gtr. I Tab.

Kbd. I

Kbd. II *3* *3* *3*

Bs.

Bs. Tab. 5 5 5 5 3 3 5 4 4 4 3 3

Dr.

Vx. *3*

Deutsch marks or dol - lars, A - me - ri - can Ex - press will do

Gtr. **Em7** **A9**

Gtr. I Tab.

Kbd. I

Kbd. II

Bs. *Bass synth.*

Bs. Tab. 2 2 0 3 4 5 5 5 7 3 4 5 5

Dr.



Vx. nice-ly thank you. Let me loos-en up your col - lar, — Tell me, Do you wan-na see me do the

Gr. C#dim C7

Gr. I Tab.

Kbd. I

Kbd. II

Bs.

Bs. Tab.

Dr.

Vx. shim-my a - gain? —

Gr. B + 5 B7 Em7 Dmaj7 Cmaj7 Dmaj7 Em7 Dmaj7

Gr. I Tab.

Kbd. I Piano Synth.

Kbd. II

Bs. Bass Guitar (Synth. 8vb)

Bs. Tab.

Dr.

*Ad lib. until D.8 (except solos)*

Gr. Cmaj7 Dmaj7 Em7 Dmaj7 Cmaj7 Dmaj7

Gtr. I Tab.

Sax. Solo

Kbd. I Piano

Kbd. II

Bs.

Bs. Tab.

Dr.

Solo Gtr.

Solo Gtr. Tab.

Gr. Em7 Dmaj7 Cmaj7 Dmaj7

Gtr. I Tab.

Sax.

Kbd. I Synth.

Kbd. II

Bs.

Bs. Tab.

Dr.



Em7 Dmaj7 Cmaj7 Dmaj7 Em7 Dmaj7

Gr. I

Gr. I Tab.

Sax.

Piano

Synth.

Kbd. I

Kbd. II

Bs.

Bs. Tab.

Dr.

Cmaj7 Dmaj7 Em7 Dmaj7

Gr. I

Gr. I Tab.

Sax.

Piano

Kbd. I

Kbd. II

Bs.

Bs. Tab.

Dr.

Chord progression: Cmaj7, Dmaj7, Em7, Dmaj7, Cmaj7, Dmaj7

Drum: [Pattern of eighth and sixteenth notes]

Bass: [Bass line with eighth and sixteenth notes]

Bs. Tab: [Bass guitar tablature]

Kbd. II: [Piano accompaniment with chords and arpeggios]

Kbd. I: [Piano accompaniment with chords and arpeggios]

Sax: [Saxophone line with eighth and sixteenth notes]

Gtr. I Tab: [Guitar tablature]

Gtr.: [Guitar line with chords and arpeggios]

Solo Gtr. Tab: [Guitar solo tablature with fret numbers 12, 11, 12, 12, 12, 15, 14, 14, 14, 15, 14]

Solo Gtr.: [Guitar solo line with triplets and slurs]

Chord progression: Em7, Dmaj7, Cmaj7, Dmaj7, Em7, Dmaj7

Drum: [Pattern of eighth and sixteenth notes]

Bass: [Bass line with eighth and sixteenth notes]

Bs. Tab: [Bass guitar tablature]

Kbd. II: [Piano accompaniment with chords and arpeggios]

Kbd. I: [Piano accompaniment with chords and arpeggios]

Synth.: [Synthesizer line with eighth and sixteenth notes]

Gtr. I Tab: [Guitar tablature]

Gtr.: [Guitar line with chords and arpeggios]





A note-for-note score for small professional and semi-professional groups. The songs have been expertly arranged so that any pop or rock group using this score can be sure of playing every song *'like it is'*.  
Lyrics to all the songs are included.

Full list of titles in this book:

**Addicted To Love (Robert Palmer)**  
**Don't You (Forget About Me) (Simple Minds)**  
**It's Only Love (Bryan Adams)**  
**Money For Nothing (Dire Straits)**  
**Private Dancer (Tina Turner)**  
**Rebel Yell (Billy Idol)**



ISBN 0-7119-2410-4



Wise Publications®  
Order No. AMST20

